



KS1 & 2

Online Safety Christmas Activities



National
Online
Safety

www.nationalonlinesafety.com

Our online safety activities...

We have released this FREE resource to help schools engage their pupils in online safety during the Christmas period. The aim of these activities is to help children understand that there are dangers of using the internet, but there are always easy strategies for prevention and protection.

We understand that every school, every teacher and every pupil is different, so we've made it really easy for you to pick and choose activities to fit into your timetable. Each activity lists the suggested time and the type of activity. You know your pupils best, therefore you can adapt our activities to suit the needs of every child.

At National Online Safety, we've developed online safety lesson resources for Key Stages 1 – 4 to help make online safety lessons fun and engaging, and teachers' lives a little bit easier!

Based on the UKCCIS "Education for a Connected World" framework, our lesson plans and resources cover all of the learning objectives, including:

- ✓ Self image and Identity
- ✓ Online Relationships
- ✓ Online Reputation
- ✓ Online Bullying
- ✓ Managing Online Information
- ✓ Health, Wellbeing and Lifestyle
- ✓ Privacy and Security
- ✓ Copyright and Ownership

Enquire about our online safety lesson resources today: <https://nationalonlinesafety.com/resources/online-safety-lesson-resources/>





KS1& 2 Online Safety Christmas Classroom Activities

Activity 1: Wordsearch Activity Pack	(30 mins)
Activity 2: Crafty Christmas Gifts	(40 mins)
Activity 3: Elfbook Online Profile	(20 mins)
Activity 4: Spotting the Santa Scams	(30 mins)
Activity 5: Email to Santa	(30 mins)
Activity 6: Create a Christmas Online Safety Story	(30 mins)
Activity 7: Online Safety Quiz	(20 mins)



Time



Activity type

Activity 1

Wordsearch Activity Pack



Technology Tree Wordsearch

Ask your pupils to find the tech-related words that are hidden within the Technology Tree wordsearch.

Social Search Star

Ask your pupils to find the names of the popular apps and games that are hidden within the Social Search Star wordsearch.

Activity Sheet

This activity sheet is comprised of three fun activities.

In the first activity, the children are asked to use their creativity to design their own digital adventurer, inspired by the 'Oscar's Adventures in the Online World' storybook.

In the second activity, children are asked to unscramble the words to reveal a technologic device.

Answers (in order): mobile phone, tablet, "Ipad", computer, television, smart watch, laptop.

In the third activity, children are asked to help Oscar find his way back home through the digital universe.

Additional Activity

Finish the activity by discussing the importance of staying safe on devices and social media. In regards to social media, discuss what age restrictions are and why certain apps and games have age restrictions. Ask the children to work in small groups, pairs, or as individuals to think of three online safety tips.



Time



Activity type


Activity 2

Crafty Christmas Gifts



In aid of spreading positive Christmas cheer and kindness, ask pupils to create Christmas decorations to give to others. They can be for a friend, a family member, a teacher, or even someone in the local community. Inspire pupils to write positive messages and words of kindness on the decorations. Discuss the importance of being kind online and offline, and how others perceive you based on what you say or do.





Time



Activity type

Activity 3

Elfbook Online Profile



Refer to resource 'Elfbook Profile'

The scenario: Father Christmas is in desperate need of elves to join his workshop and help to make sure that every Christmas present is delivered on time, otherwise there will be no Christmas! However, he needs to make sure that the elves he chooses are good and helpful. How can he do this quickly? He checks each elf's social media profiles.


The task:

Children are asked to create their own positive profile on the fictional social media platform 'Elfbook'. Discuss with the class what makes a positive online reputation and what makes a negative online reputation. Finish the activity by saying the class has saved Christmas.

This task aims to emphasise the importance of positive online profiles.



Time



Activity type

Activity 4

Spotting the Santa Scams



Christmas time sees a lot of adults going online to buy presents. Have a discussion with your pupils about online scams, including what they are, what they look like and if they have ever seen one. Scams are sent to trick people into sending personal information, such as bank details, names, home addresses etc. Scams are often very believable and look inviting in order to attract a person, such as "Win a brand new Ipad!".

Examples that you could give to children are:

- Look-a-like websites
- Christmas E-cards & gift cards
- Christmas competition emails
- Christmas Social Media 'deal' scams

Discuss strategies for preventing online scams, including:

- Check the email address (Yxcy097-GoogleReply08-@Yahoo.com is not an email address that would be used by an official company account)
- Check if the website is secure
- Do not click on anything you do not recognise/ that does not look secure

Ask children to create a poster about online scams, including what they look like, what they are, and how to prevent them.

**Time****Activity type**

Activity 5

Email to Santa



Instead of creating a letter to Santa, ask children to prepare an email to Santa explaining what they would like for Christmas and one good deed they have done this year that has helped somebody else.

What is an email?

Emails are a form of online communication which can be sent from anywhere with an internet connection.


Example of what an email address looks like:

identity@domainname.co.uk

- [identity] is the part which makes your personal email unique.
- After the '@' is the domain name – This is the email provider which you send your email from. This is automatically given to you when you create your account.
- The last part ('.co.uk', '.com' etc.) describes where the email is registered.

Explain to the class the importance of not sharing personal information through online communications, including phone number, home address, personal photographs etc.

To:	Santaclaus@NorthPole.co.uk
Subject:	
[Message]	

**Time****Activity type**

Activity 6

Create a Christmas Online Safety Story




This activity aims to help children understand that there are potential dangers of using the Internet, but there are also easy strategies for preventing and fixing these problems. This activity can be completed individually or in small groups.

Children must roll a dice four times to build the basic structure of their online safety Christmas story. Once the structure has been established, children can build on their story, and must include a way of fixing the digital problem that they were faced with.

Stuck on how to conduct this activity? Try getting pupils to act out their story, develop a stylish storyboard OR work on improving their literacy skills.



**Time****Activity type**

Activity 7

Online Safety Christmas Quiz



How to play

The teacher acts as the commentator for the game. The teacher must ask the class questions regarding online safety while pupils write down their answers. Children then reveal their answers when the teacher asks. Pupils that share the same answer as another person only gain one point. Pupils that think of a unique answer gain two points. Pupils with an incorrect answer don't get any points. The aim of the game is to find the most unique and correct answer. Use Christmas gifts as an incentive.

Example questions

1. Name a digital device that can be used to access the internet
2. Name an app or platform that is used to talk to friends
3. Name a form of digital communication
4. Name a search engine used to find information online
5. Name an app or platform that is primarily used for sharing images?
6. Name a character within the game Fortnite
7. Name a platform used for gaming
8. Name a product you can buy from the Apple website
9. Name a type/genre of video that can you watch on YouTube
10. Name a danger of using the internet
11. Name a benefit of using the internet
12. Name a type of interaction you can have on social media
13. Name something that you can use the internet for
14. Name an organisation that you can go to for help online
15. Name a type of personal information
16. Describe a resolution for limiting your screen time
17. Name a feature on your phone/tablet that encourages you to use it more



Social Media Search Star

Use the checklist below to find all the social media apps that are hidden inside the Christmas star. Can you find them all?



Checklist

- | | | |
|------------------------------------|-------------------------------------|------------------------------------|
| <input type="checkbox"/> Facebook | <input type="checkbox"/> Instagram | <input type="checkbox"/> Messenger |
| <input type="checkbox"/> Minecraft | <input type="checkbox"/> Pokemon Go | <input type="checkbox"/> Roblox |
| <input type="checkbox"/> Skype | <input type="checkbox"/> Tik Tok | <input type="checkbox"/> WhatsApp |

Technology Tree



Use the checklist below to find all the types of technology that are hidden inside the Christmas Tree. Can you find them all?

Checklist

- | | | |
|--|-------------------------------------|--|
| <input type="checkbox"/> Mobile Phone | <input type="checkbox"/> Tablet | <input type="checkbox"/> Digital Assistant |
| <input type="checkbox"/> Laptop | <input type="checkbox"/> Computer | <input type="checkbox"/> Smart TV |
| <input type="checkbox"/> Games Console | <input type="checkbox"/> VR Headset | <input type="checkbox"/> Smart Watch |

Activity Sheet

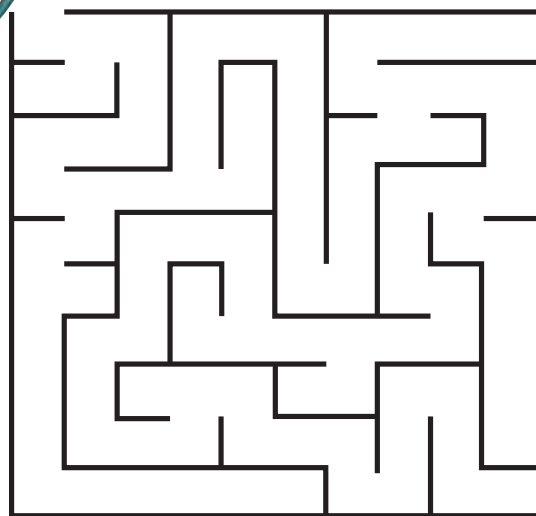
Use the space below to create
your own digital adventurer!

Can you unscramble the words?

OHPEELMBION	M						P				
EBALTT				L							
DPIA				D							
MOCTREUP			M						R		
ISVNOITLEE							I				
HCATRMSAWT						T		A			
POPALT						O					



Help Oscar find his way to the North Pole!



Elfbook Online Profile Template

Picture of you

Name

Age

About me

Likes & Interests

Friends & Family







Name:

Name:

Name:

Last status update:

Create a Christmas Story!

	Roll 1 Character	Roll 2 Time	Roll 3 Place	Roll 4 Problem
	Oscar the Adventurer	Christmas eve	In the classroom	Fake profile
	Santa Claus	The night before Christmas	At home	Online Bullying
	Mrs Claus	1st December	In the playground	Stranger danger
	A Christmas Elf	Christmas Day	At the elf workshop	Online scams
	Rudolph the Reindeer	Christmas Morning	Santa's Villiage	Game addiction
	A Snowman	The day after Christmas	The North Pole	Online payment

Character: Time:

Place:

Problem:



National
Online
Safety

www.nationalonlinesafety.com